

EZ LOK

THREADED INSERTS



For Strong Threads in Metal, Wood and Plastic



E-Z LOK, a division of Tool Components, Inc., is a third-generation, family owned and operated business, founded in 1956.

E-Z LOK started with the creation of its proprietary solid wall threaded insert designed for use in soft metals like aluminum, magnesium, and cast iron.

The E-Z LOK design allows users to repair damaged or worn out threads without the need for special taps or installation tools. Over the years, E-Z LOK's line of threaded locking inserts expanded to include specialized products for plastic and wood, as well as E-Z Coil™ helical coil threaded inserts for metal.

Extensive inventories are maintained in four warehouses across the US, to meet your immediate needs as quickly and cost effectively as possible.

E-Z LOK sells through industrial distribution exclusively, offering competitive pricing, low minimums, and cost-effective package quantities. Our line of thread locking inserts is carried by every major national MRO distributor in the U.S., as well as by regional and local distributors across the country.

Our customer service representatives are ready to help any time from 6:00 am to 3:30 pm PST.



SOLID THREADED INSERTS FOR METAL.....4

CARBON STEEL 4

SCREW LOCKING INSERTS 5

METRIC..... 6

AUTOTMOTIVE..... 6

STAINLESS STEEL (UNC/UNF/METRIC) 7

PREPACKAGED KITS..... 9

COIL THREADED INSERTS FOR METAL..... 12

UNC FREE RUNNING 12

UNF FREE RUNNING..... 12

METRIC COARSE FREE RUNNING 13

METRIC FINE FREE RUNNING 13

SPARK PLUG 13

COIL INSERT THREAD REPAIR KITS 14

DRILLS, TAPS, INSTALL TOOLS AND TANG BREAKS 14

ULTRASONIC INSERTS..... 16

TAPERED 16

STRAIGHT 17

PRESS INSERTS FOR PLASTICS 18

KNIFE THREAD INSERTS FOR HARD WOOD20

HEX DRIVE INSERTS FOR SOFT WOOD22

FINSERTS FOR SOFT WOOD AND PLASTIC.....24

STRONG THREADS MADE EASY

All solid construction E-Z LOK threaded inserts install with standard tools. No special drills...no special taps...no special installation tools.

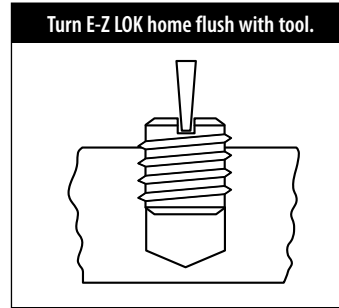
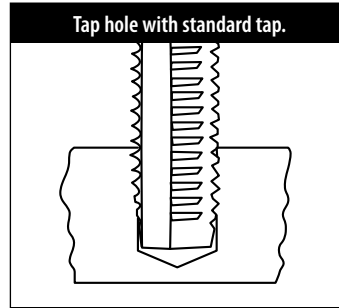
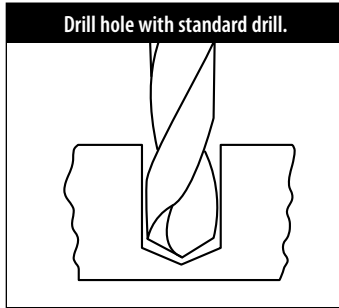
E-Z LOK external threads are standard size and pitch to permit the use of standard drills and taps. E-Z LOKs can be installed with a screwdriver, bolt/jam nut (except IC series), or optional power drive tool.

E-Z LOKs will not back out or vibrate loose. Immediately upon installation, microencapsulated adhesive begins to set and the newly installed inserts are fastener-ready in 3-5 minutes.

The adhesive seals against liquids and gases to 6,000 psi when fully cured (72 hours).



Power drive tools are available for high volume installation... See insert tables for catalog numbers and sizes.



EZ LOK CARBON STEEL INSERTS FOR METAL



COARSE THREAD SIZES

EZ-LOK Part No.	Internal Thread	External Thread	Length in.	Tap Drill Size	Tap Size	Minimum Full Thread Depth	Drive Tool Catalog No.
329-004	4-40	10-32	.250	5/32	10-32	9/32	500-004
329-006	6-32	1/4-20	.280	7	1/4-20	11/32	500-006
329-008	8-32	5/16-18	.290	F	5/16-18	7/16	500-1
329-3	10-24	3/8-16	.406	5/16	3/8-16	15/32	500-2
329-4	1/4-20	7/16-14	.437	U	7/16-14	1/2	500-3
329-401	1/4-20	7/16-14	1.000	U	7/16-14	1-1/8	500-3
329-5	5/16-18	1/2-13	.484	27/64	1/2-13	9/16	500-4
329-501	5/16-18	1/2-13	1.000	27/64	1/2-13	1-1/8	500-4
329-6	3/8-16	9/16-12	.515	31/64	9/16-12	19/32	500-5
329-601	3/8-16	9/16-12	1.000	31/64	9/16-12	1-1/8	500-5
329-7	7/16-14	5/8-11	.656	17/32	5/8-11	23/32	500-6
329-8	1/2-13	3/4-10	.656	21/32	3/4-10	3/4	500-7
329-801	1/2-13	3/4-10	1.000	21/32	3/4-10	1-1/8	500-7
329-9	9/16-12	3/4-10	.656	21/32	3/4-10	3/4	500-7
329-10	5/8-11	7/8-9	.687	49/64	7/8-9	13/16	500-8
329-1018	5/8-11	7/8-9	1.125	49/64	7/8-9	1-1/4	500-8
329-12	3/4-10	1-8	.781	7/8	1-8	7/8	500-9
329-14	7/8-9	1-1/4-7	1.125	1-7/64	1-1/4-7	1-1/4	500-10
329-16	1-8	1-3/8-12	1.250	1-19/64	1-3/8-12	1-3/8	500-11

FINE THREAD SIZES

EZ-LOK Part No.	Internal Thread	External Thread	Length in.	Tap Drill Size	Tap Size	Minimum Full Thread Depth	Drive Tool Catalog No.
329-332	10-32	3/8-16	.406	5/16	3/8-16	15/32	500-2
329-428	1/4-28	7/16-14	.437	U	7/16-14	1/2	500-3
329-524	5/16-24	1/2-13	.484	27/64	1/2-13	9/16	500-4
329-624	3/8-24	9/16-12	.515	31/64	9/16-12	19/32	500-5
329-720	7/16-20	5/8-11	.656	17/32	5/8-11	23/32	500-6
329-820	1/2-20	3/4-10	.656	21/32	3/4-10	3/4	500-7
329-918	9/16-18	3/4-10	.656	21/32	3/4-10	3/4	500-7
329-10F	5/8-18	7/8-9	.687	49/64	7/8-9	13/16	500-8
329-1216	3/4-16	1-8	.781	7/8	1-8	7/8	500-9
329-1414	7/8-14	1-1/4-7	1.125	1-7/64	1-1/4-7	1-1/4	500-10
329-1614	1-14	1-3/8-12	1.250	1-19/64	1-3/8-12	1-3/8	500-11



EXTRA HEAVY WALL — COARSE THREAD SIZES

EZ-LOK Part No.	Internal Thread	External Thread	Length in.	Tap Drill Size	Tap Size	Minimum Full Thread Depth	Drive Tool Catalog No.
335-4	1/4-20	1/2-13	.484	27/64	1/2-13	9/16	500-3
335-5	5/16-18	9/16-12	.515	31/64	9/16-12	19/32	500-4
335-6	3/8-16	5/8-11	.656	17/32	5/8-11	23/32	500-5
335-8	1/2-13	7/8-9	.687	49/64	7/8-9	13/16	—
335-10	5/8-11	1-8	.781	7/8	1-8	7/8	—

THIN WALL — COARSE THREAD SIZES

EZ-LOK Part No.	Internal Thread	External Thread	Length in.	Tap Drill Size	Tap Size	Minimum Full Thread Depth	Drive Tool Catalog No.
319-3	10-24	5/16-18	.312	I	5/16-18	.375	500-2
319-4	1/4-20	3/8-16	.375	Q	3/8-16	.437	500-3
319-5	5/16-18	7/16-14	.437	X	7/16-14	.500	500-4
319-6	3/8-16	1/2-13	.500	29/64	1/2-13	.560	500-5
319-7	7/16-14	9/16-12	.560	33/64	9/16-12	.620	500-6
319-8	1/2-13	5/8-11	.620	37/64	5/8-11	.680	500-7

THIN WALL — FINE THREAD SIZES

EZ-LOK Part No.	Internal Thread	External Thread	Length in.	Tap Drill Size	Tap Size	Minimum Full Thread Depth	Drive Tool Catalog No.
319-332	10-32	5/16-18	.312	I	5/16-18	.375	500-2
319-428	1/4-28	3/8-16	.375	Q	3/8-16	.437	500-3
319-524	5/16-24	7/16-14	.437	X	7/16-14	.500	500-4
319-624	3/8-24	1/2-13	.500	29/64	1/2-13	.560	500-5
319-720	7/16-20	9/16-12	.560	33/64	9/16-12	.620	500-6
319-820	1/2-20	5/8-11	.620	37/64	5/8-11	.680	500-7

THIN WALL — METRIC THREAD SIZES

EZ-LOK Part No.	Internal Thread	External Thread	Length in.	Tap Drill Size	Tap Size	Minimum Full Thread Depth	Drive Tool Catalog No.
319-M4	M4-0.7	5/16-18	.312	I	5/16-18	.375	500-1
319-M5	M5-0.8	5/16-18	.312	I	5/16-18	.375	500-2
319-M6	M6-1.0	3/8-16	.375	Q	3/8-16	.437	500-3
319-M8	M8-1.25	7/16-14	.437	X	7/16-14	.500	500-4
319-M10	M10-1.5	1/2-13	.500	29/64	1/2-13	.560	500-5
319-M12	M12-1.75	5/8-11	.620	37/64	5/8-11	.680	500-6

SCREW-LOCKING INSERTS

These are our standard heavy wall inserts with thread locking adhesive applied to the internal threads providing a permanent screw-locking feature. The adhesive activates when a fastener is threaded into the insert. Install these inserts with a screwdriver or drive tool, allowing 3-5 minutes for the external thread adhesive to set-up prior to threading in the fastener. A bolt can be used for installation as long as you do not intend to remove it. Removing the bolt after installation destroys adhesive effectiveness.

EZ-LOK Part No.	Internal Thread	External Thread	Length in.	Tap Drill Size	Tap Size	Minimum Full Thread Depth	Drive Tool Catalog No.
329-31C	10-24	3/8-16	.406	5/16	3/8-16	15/32	500-2
329-3321C	10-32	3/8-16	.406	5/16	3/8-16	15/32	500-2
329-41C	1/4-20	7/16-14	.437	U	7/16-14	1/2	500-3
329-51C	5/16-18	1/2-13	.484	27/64	1/2-13	9/16	500-4
329-61C	3/8-16	9/16-12	.515	31/64	9/16-12	19/32	500-5
329-81C	1/2-13	3/4-10	.656	21/32	3/4-10	3/4	500-7

Power drive tools are available for high volume installation.





METRIC THREAD SIZES — METRIC INTERNAL/METRIC EXTERNAL

EZ-LOK Part No.	Internal Thread	External Thread	Length	Tap Drill Size	Tap Size	Minimum Full Thread Depth	Drive Tool Catalog No.
450-3	M3-0.5	M6-1.0	6.5mm	5.1mm	M6-1.0	7.8mm	500-004
450-4	M4-0.7	M8-1.25	7.5mm	6.9mm	M8-1.25	9.0mm	500-1
450-5	M5-0.8	M8-1.25	7.5mm	6.9mm	M8-1.25	9.0mm	500-1
450-6	M6-1.0	M10-1.5	10.5mm	8.6mm	M10-1.5	12.0mm	500-3
450-8	M8-1.25	M12-1.75	12.5mm	10.4mm	M12-1.75	14.5mm	500-4
450-10	M10-1.5	M16-2.0	17.0mm	14.0mm	M16-2.0	19.0mm	500-5
450-12	M12-1.75	M16-2.0	17.0mm	14.0mm	M16-2.0	19.0mm	500-6
450-16	M16-2.0	M24-3.0	20.0mm	21.0mm	M24-3.0	24.0mm	500-8
450-20	M20-2.5	M36-4.0	30.0mm	33.0mm	M36-4.0	35.0mm	500-12
450-24	M24-3.0	M36-4.0	30.0mm	33.0mm	M36-4.0	35.0mm	500-12

METRIC THREAD SIZES — U.S. INTERNAL/METRIC EXTERNAL

EZ-LOK Part No.	Internal Thread	External Thread	Length (in.)	Tap Drill Size	Tap Size	Minimum Full Thread Depth	Drive Tool Catalog No.
550-006	6-32	M6-1.0	.256	5.1mm	M6-1.0	7.8mm	500-006
550-008	8-32	M8-1.25	.295	6.9mm	M8-1.25	9.0mm	500-1
550-1024	10-24	M8-1.25	.295	6.9mm	M8-1.25	12.0mm	500-2
550-1032	10-32	M8-1.25	.295	6.9mm	M8-1.25	12.0mm	500-2
550-1420	1/4-20	M10-1.5	.413	8.6mm	M10-1.5	14.5mm	500-3
550-5	5/16-18	M12-1.75	.492	10.4mm	M12-1.75	14.5mm	500-4
550-6	3/8-16	M16-2.0	.669	14.0mm	M16-2.0	19.0mm	500-5
550-8	1/2-13	M16-2.0	.669	14.0mm	M16-2.0	19.0mm	500-7

METRIC THREAD SIZES — METRIC INTERNAL/U.S. EXTERNAL

EZ-LOK Part No.	Internal Thread	External Thread	Length	Tap Drill Size	Tap Size	Minimum Full Thread Depth	Drive Tool Catalog No.
650-6	M6-1.0	3/8-16	.406	5/16	3/8-16	15/32	500-3
650-8	M8-1.25	1/2-13	.484	27/64	1/2-13	9/16	500-4
650-10	M10-1.50	9/16-12	.515	31/64	9/16-12	19/32	500-5
650-10F	M10-1.25	9/16-12	.515	31/64	9/16-12	19/32	500-5
650-12	M12-1.75	3/4-10	.656	21/32	3/4-10	3/4	500-6
650-14	M14-2.0	7/8-9	.687	49/64	7/8-9	13/16	500-7
650-16	M16-2.0	1-8	.781	7/8	1-8	7-8	500-8



AUTOMOTIVE DESIGNS

EZ-LOK Part No.	Internal Thread	External Thread	Length	Tap Drill Size	Tap Size	
SPARK PLUG SIZES						
329-1008	M10 -1.0	9/16-18	.453	33/64	9/16-18	
329-1208	M12-1.25	5/8-18	.453	37/64	5/8-18	
329-1212	M12-1.25	5/8-18	.703	37/64	5/8-18	
750-14	M14 -1.25	M18-1.5	11.5mm	16.5mm	M18-1.5	
329-1406	M14 -1.25	3/4-16	.328	11/16	3/4-16	
329-1408	M14 -1.25	3/4-16	.453	11/16	3/4-16	
329-1412	M14 -1.25	3/4-16	.703	11/16	3/4-16	
329-1808	M18-1.5	1-12	.453	59/64	1-12	
VW CASE SAVERS						
330-10 (Open)	M10-1.50	9/16-12	1.000	31/64	9/16-12	
330-11 (Closed)	M10-1.50	9/16-12	1.000	31/64	9/16-12	



COARSE THREAD SIZES IN 303 STAINLESS STEEL

EZ-LOK Part No.	Internal Thread	External Thread	Length in.	Tap Drill Size	Tap Size	Minimum Full Thread Depth	Drive Tool Catalog No.
303-004	4-40	10-32	.250	5/32	10-32	9/32	500-004
303-006	6-32	1/4-20	.280	7	1/4-20	11/32	500-006
303-008	8-32	5/16-18	.290	F	5/16-18	7/16	500-1
303-3	10-24	3/8-16	.406	5/16	3/8-16	15/32	500-2
303-4	1/4-20	7/16-14	.437	U	7/16-14	1/2	500-3
303-5	5/16-18	1/2-13	.484	27/64	1/2-13	9/16	500-4
303-6	3/8-16	9/16-12	.515	31/64	9/16-12	19/32	500-5
303-7	7/16-14	5/8-11	.656	17/32	5/8-11	23/32	500-6
303-8	1/2-13	3/4-10	.656	21/32	3/4-10	3/4	500-7
303-10	5/8-11	7/8-9	.687	49/64	7/8-9	13/16	500-8
303-12	3/4-10	1-8	.781	7/8	1-8	7/8	500-9

FINE THREAD SIZES IN 303 STAINLESS STEEL

EZ-LOK Part No.	Internal Thread	External Thread	Length in.	Tap Drill Size	Tap Size	Minimum Full Thread Depth	Drive Tool Catalog No.
303-332	10-32	3/8-16	.406	5/16	3/8-16	15/32	500-2
303-428	1/4-28	7/16-14	.437	U	7/16-14	1/2	500-3
303-524	5/16-24	1/2-13	.484	27/64	1/2-13	9/16	500-4
303-624	3/8-24	9/16-12	.515	31/64	9/16-12	19/32	500-5
303-720	7/16-20	5/8-11	.656	17/32	5/8-11	23/32	500-6
303-820	1/2-20	3/4-10	.656	21/32	3/4-10	3/4	500-7

METRIC THREAD SIZES IN 303 STAINLESS STEEL — METRIC INTERNAL/METRIC EXTERNAL

EZ-LOK Part No.	Internal Thread	External Thread	Length	Tap Drill Size	Tap Size	Minimum Full Thread Depth	Drive Tool Catalog No.
453-3	M3-0.5	M6-1.0	6.5mm	5.1mm	M6-1.0	7.8mm	500-004
453-4	M4-0.7	M8-1.25	7.5mm	6.9mm	M8-1.25	9.0mm	500-1
453-5	M5-0.8	M8-1.25	7.5mm	6.9mm	M8-1.25	9.0mm	500-1
453-6	M6-1.0	M10-1.5	10.5mm	8.6mm	M10-1.5	12.0mm	500-3
453-8	M8-1.25	M12-1.75	12.5mm	10.4mm	M12-1.75	14.5mm	500-4
453-10	M10-1.5	M16-2.0	17.0mm	14.0mm	M16-2.0	19.0mm	500-5
453-12	M12-1.75	M16-2.0	17.0mm	14.0mm	M16-2.0	19.0mm	500-6
453-16	M16-2.0	M24-3.0	20.0mm	21.0mm	M24-3.0	24.0mm	500-8

METRIC THREAD SIZES IN 303 STAINLESS STEEL — METRIC INTERNAL/U.S. EXTERNAL

EZ-LOK Part No.	Internal Thread	External Thread	Length	Tap Drill Size	Tap Size	Minimum Full Thread Depth	Drive Tool Catalog No.
653-6	M6-1.0	3/8-16	.406	5/16	3/8-16	15/32	500-3
653-8	M8-1.25	1/2-13	.484	27/64	1/2-13	9/16	500-4
653-10	M10-1.50	9/16-12	.515	31/64	9/16-12	19/32	500-5
653-10F	M10-1.25	9/16-12	.515	31/64	9/16-12	19/32	500-5
653-12	M12-1.75	3/4-10	.656	21/32	3/4-10	3/4	500-6
653-14	M14-2.0	7/8-9	.687	49/64	7/8-9	13/16	500-7
653-16	M16-2.0	1-8	.781	7/8	1-8	7/8	500-8

EXTRA HEAVY WALL — FINE THREAD SIZES IN 303 STAINLESS STEEL

EZ-LOK Part No.	Internal Thread	External Thread	Length	Tap Drill Size	Tap Size	Minimum Full Thread Depth	Drive Tool Catalog No.
3353-4	1/4-20	1/2-13	.484	27/64	1/2-13	9/16	500-3
3353-5	5/16-18	9/16-12	.515	31/64	9/16-12	19/32	500-4
3353-6	3/8-16	5/8-11	.656	17/32	5/8-11	23/32	500-5

Power drive tools are available for high volume installation.





THIN WALL — COARSE THREAD SIZES IN 303 STAINLESS STEEL

EZ-LOK Part No.	Internal Thread	External Thread	Length in.	Tap Drill Size	Tap Size	Minimum Full Thread Depth	Drive Tool Catalog No.
313-006	6-32	12-28	.280	#14	12-28	11/32	500-004
313-008	8-32	1/4-28	.290	#3	1/4-28	11/32	500-006
313-3	10-24	5/16-24	.313	I	5/16-24	25/64	500-1
313-4	1/4-20	3/8-24	.375	Q	3/8-24	29/64	500-2
313-5	5/16-18	7/16-20	.438	25/64	7/16-20	17/32	500-3
313-6	3/8-16	1/2-20	.500	29/64	1/2-20	19/32	500-4
313-7	7/16-14	9/16-18	.563	33/64	9/16-18	21/32	500-5
313-8	1/2-13	5/8-18	.625	37/64	5/8-18	3/4	500-6
313-10	5/8-11	3/4-16	.687	11/16	3/4-16	53/64	500-8

THIN WALL — FINE THREAD SIZES IN 303 STAINLESS STEEL

EZ-LOK Part No.	Internal Thread	External Thread	Length in.	Tap Drill Size	Tap Size	Minimum Full Thread Depth	Drive Tool Catalog No.
313-332	10-32	5/16-24	.313	I	5/16-24	25/64	500-1
313-428	1/4-28	3/8-24	.375	Q	3/8-24	29/64	500-2
313-524	5/16-24	7/16-20	.438	25/64	7/16-20	17/32	500-3
313-624	3/8-24	1/2-20	.500	29/64	1/2-20	19/32	500-4
313-720	7/16-20	9/16-18	.563	33/64	9/16-18	21/32	500-5
313-820	1/2-20	5/8-18	.625	37/64	5/8-18	3/4	500-6
313-1018	5/8-18	3/4-16	.687	11/16	3/4-16	53/64	500-8

THIN WALL — METRIC THREAD SIZES IN 303 STAINLESS STEEL

EZ-LOK Part No.	Internal Thread	External Thread	Length in.	Tap Drill Size	Tap Size	Minimum Full Thread Depth	Drive Tool Catalog No.
313-M4	M4-0.7	5/16-24	.313	I	5/16-24	25/64	500-1
313-M5	M5-0.8	5/16-24	.313	I	5/16-24	25/64	500-1
313-M6	M6-1.0	3/8-24	.375	Q	3/8-24	29/64	500-2
313-M8	M8-1.25	7/16-20	.438	25/64	7/16-20	17/32	500-3
313-M10	M10-1.5	1/2-20	.500	29/64	1/2-20	19/32	500-4
313-M12	M12-1.75	5/8-18	.625	37/64	5/8-18	3/4	500-6

COARSE/FINE THREAD SIZES IN 316 STAINLESS STEEL

EZ-LOK Part No.	Internal Thread	External Thread	Length in.	Tap Drill Size	Tap Size	Minimum Full Thread Depth	Drive Tool Catalog No.
316-004	4-40	10-32	.250	5/32	10-32	9/32	500-004
316-006	6-32	1/4-20	.280	7	1/4-20	11/32	500-006
316-008	8-32	5/16-18	.290	F	5/16-18	7/16	500-1
316-3	10-24	3/8-16	.406	5/16	3/8-16	15/32	500-2
316-332	10-32	3/8-16	.406	5/16	3/8-16	15/32	500-2
316-4	1/4-20	7/16-14	.437	U	7/16-14	1/2	500-3
316-5	5/16-18	1/2-13	.484	27/64	1/2-13	9/16	500-4
316-6	3/8-16	9/16-12	.515	31/64	9/16-12	19/32	500-5
316-8	1/2-13	3/4-10	.656	21/32	3/4-10	3/4	500-7
316-12	3/4-10	1-8	.781	7/8	1-8	7/8	500-9


METRIC THREAD SIZES IN 316 STAINLESS STEEL

EZ-LOK Part No.	Internal Thread	External Thread	Length in.	Tap Drill Size	Tap Size	Minimum Full Thread Depth	Drive Tool Catalog No.
416-3	M3-0.5	M6-1.0	6.5mm	5.1mm	M6-1.0	7.8mm	500-004
416-4	M4-0.7	M8-1.25	7.5mm	6.9mm	M8-1.25	9.0mm	500-1
416-5	M5-0.8	M8-1.25	7.5mm	6.9mm	M8-1.25	9.0mm	500-1
416-6	M6-1.0	M10-1.5	10.5mm	8.6mm	M10-1.5	12.0mm	500-3
416-8	M8-1.25	M12-1.75	12.5mm	10.4mm	M12-1.75	14.5mm	500-4
416-10	M10-1.5	M16-2.0	17.0mm	14.0mm	M16-2.0	19.0mm	500-5
416-12	M12-1.75	M16-2.0	17.0mm	14.0mm	M16-2.0	19.0mm	500-6



INSTALLATION KITS — THREAD INSERTS FOR METAL

KITS INCLUDE INSERTS, DRILL, TAP AND DRIVE TOOL



All kits contain 10 inserts

CARBON STEEL

STANDARD WALL — INCH

Kit Part No.	Internal Thread	External Thread
EZ-329-008	8-32	5/16-18
EZ-329-3	10-24	3/8-16
EZ-329-332	10-32	3/8-16
EZ-329-4	1/4-20	7/16-14
EZ-329-428	1/4-28	7/16-14
EZ-329-5	5/16-18	1/2-13
EZ-329-524	5/16-24	1/2-13
EZ-329-6	3/8-16	9/16-12
EZ-329-624	3/8-24	9/16-12
EZ-329-7	7/16-14	5/8-11
EZ-329-720	7/16-20	5/8-11
EZ-329-8	1/2-13	3/4-10
EZ-329-820	1/2-20	3/4-10
EZ-329-9	9/16-12	3/4-10
EZ-329-918	9/16-18	3/4-10

STANDARD WALL — METRIC

Kit Part No.	Internal Thread	External Thread
EZ-450-4	M4-0.7	M8-1.25
EZ-450-5	M5-0.8	M8-1.25
EZ-450-6	M6-1.0	M10-1.5
EZ-450-8	M8-1.25	M12-1.75
EZ-450-10	M10-1.5	M16-2.0
EZ-450-12	M12-1.75	M16-2.0

STANDARD WALL — METRIC/INCH

Kit Part No.	Internal Thread	External Thread
EZ-650-6	M6-1.0	3/8-16
EZ-650-8	M8-1.25	1/2-13
EZ-650-10	M10-1.5	9/16-12
EZ-650-10F	M10-1.25	9/16-12
EZ-650-12	M12-1.75	3/4-10

THIN WALL — INCH

Kit Part No.	Internal Thread	External Thread
EZ-310-3	10-24	5/16-18
EZ-310-332	10-32	5/16-18
EZ-310-4	1/4-20	3/8-16
EZ-310-428	1/4-28	3/8-16
EZ-310-5	5/16-18	7/16-14
EZ-310-524	5/16-24	7/16-14
EZ-310-6	3/8-16	1/2-13
EZ-310-624	3/8-24	1/2-13
EZ-310-7	7/16-14	9/16-12
EZ-310-720	7/16-20	9/16-12
EZ-310-8	1/2-13	5/8-11
EZ-310-820	1/2-20	5/8-11

STAINLESS STEEL

STANDARD WALL — INCH

Kit Part No.	Internal Thread	External Thread
EZ-303-008	8-32	5/16-18
EZ-303-3	10-24	3/8-16
EZ-303-332	10-32	3/8-16
EZ-303-4	1/4-20	7/16-14
EZ-303-428	1/4-28	7/16-14
EZ-303-5	5/16-18	1/2-13
EZ-303-524	5/16-24	1/2-13
EZ-303-6	3/8-16	9/16-12
EZ-303-624	3/8-24	9/16-12
EZ-303-7	7/16-14	5/8-11
EZ-303-720	7/16-20	5/8-11
EZ-303-8	1/2-13	3/4-10
EZ-303-820	1/2-20	3/4-10

STANDARD WALL — METRIC

Kit Part No.	Internal Thread	External Thread
EZ-453-4	M4-0.7	M8-1.25
EZ-453-5	M5-0.8	M8-1.25
EZ-453-6	M6-1.0	M10-1.5
EZ-453-8	M8-1.25	M12-1.75
EZ-453-10	M10-1.5	M16-2.0
EZ-453-12	M12-1.75	M16-2.0

STANDARD WALL — METRIC/INCH

Kit Part No.	Internal Thread	External Thread
EZ-653-6	M6-1.0	3/8-16
EZ-653-8	M8-1.25	1/2-13
EZ-653-10	M10-1.5	9/16-12
EZ-653-10F	M10-1.25	9/16-12
EZ-653-12	M12-1.75	3/4-10

THIN WALL — INCH

Kit Part No.	Internal Thread	External Thread
EZ-313-008	8-32	1/4-28
EZ-313-3	10-24	5/16-24
EZ-313-332	10-32	5/16-24
EZ-313-4	1/4-20	3/8-24
EZ-313-428	1/4-28	3/8-24
EZ-313-5	5/16-18	7/16-20
EZ-313-524	5/16-24	7/16-20
EZ-313-6	3/8-16	1/2-20
EZ-313-624	3/8-24	1/2-20
EZ-313-7	7/16-14	9/16-18
EZ-313-720	7/16-20	9/16-18
EZ-313-8	1/2-13	5/8-18
EZ-313-820	1/2-20	5/8-18



ASSORTMENT KITS — THREAD INSERTS FOR METAL

PREPACKAGED KITS CONTAINING A RANGE OF SIZES; DRILLS AND TAPS NOT INCLUDED

CARBON STEEL THREAD INSERTS FOR METAL — INCH/COURSE THREAD

Kit Type	Kit Number	Quantity of Inserts	Insert Part Number	Internal Thread	External Thread	Kit Type	Kit Number	Quantity of Inserts	Insert Part Number	Internal Thread	External Thread
Coarse Thread #10 to 7/16"	EZ C107	10	329-3	10-24	3/8-16	Coarse Thread Thin Wall #10 to 1/2"	EZ C108T	10	319-3	10-24	5/16-18
		10	329-4	1/4-20	7/16-14			10	319-4	1/4-20	3/8-16
		10	329-5	5/16-18	1/2-13			10	319-5	5/16-18	7/16-14
		10	329-6	3/8-16	9/16-12			10	319-6	3/8-16	1/2-13
		8	329-7	7/16-14	5/8-11			6	319-8	1/2-13	5/8-11
Coarse Thread #10 to 1/2"	EZ C108	10	329-3	10-24	3/8-16	Coarse Thread 1/2" to 1"	EZ C816	6	329-8	1/2-13	3/4-10
		10	329-4	1/4-20	7/16-14			7	329-10	5/8-11	7/8-9
		10	329-5	5/16-18	1/2-13			7	329-12	3/4-10	1-8
		10	329-6	3/8-16	9/16-12			2	329-16	1-8	1-3/8-12
		6	329-8	1/2-13	3/4-10						



ASSORTMENT KITS — THREAD INSERTS FOR METAL

PREPACKAGED KITS CONTAINING A RANGE OF SIZES; DRILLS AND TAPS NOT INCLUDED

CARBON STEEL THREAD INSERTS FOR METAL — INCH/FINE THREAD

Kit Type	Kit Number	Quantity of Inserts	Insert Part Number	Internal Thread	External Thread	Kit Type	Kit Number	Quantity of Inserts	Insert Part Number	Internal Thread	External Thread
Fine Thread #10 to 7/16"	EZ F107	10	329-332	10-32	3/8-16	Fine Thread #10 to 1/2"	EZ F108T	10	319-332	10-32	5/16-18
		10	329-428	1/4-28	7/16-14			10	319-428	1/4-28	3/8-16
		10	329-524	5/16-24	1/2-13			10	319-524	5/16-24	7/16-14
		10	329-624	3/8-24	9/16-12			10	319-624	3/8-24	1/2-13
		8	329-720	7/16-20	5/8-11			6	319-820	1/2-20	5/8-11
Fine Thread #10 to 1/2"	EZ F108	10	329-332	10-32	3/8-16	Fine Thread 1/2" to 1"	EZ F816	6	329-820	1/2-20	3/4-10
		10	329-428	1/4-28	7/16-14			7	329-10F	5/8-18	7/8-9
		10	329-524	5/16-24	1/2-13			7	329-1216	3/4-16	1-8
		10	329-624	3/8-24	9/16-12			2	329-1614	1-14	1-3/8-12
		6	329-820	1/2-20	3/4-10						

CARBON STEEL THREAD INSERTS FOR METAL — METRIC

Kit Type	Kit Number	Quantity of Inserts	Insert Part Number	Internal Thread	External Thread	Kit Type	Kit Number	Quantity of Inserts	Insert Part Number	Internal Thread	External Thread
Metric Thread M3 to M8	EZ M100	10	450-3	M3-0.5	M6-1.0	Metric Thread #10 to 1/2"	EZ M508	10	550-1024	10-32	M8-1.25
		10	450-4	M4-0.7	M8-1.25			10	550-1420	1/4-28	M10-1.5
		10	450-5	M5-0.8	M8-1.25			10	550-5	5/16-24	M12-1.75
		10	450-6	M6-1.0	M10-1.5			8	550-6	3/8-24	M16-2.0
		10	450-8	M8-1.25	M12-1.75			6	550-8	1/2-20	M16-2.0
Metric Thread M8 to M16	EZ M200	10	450-8	M8-1.25	M12-1.75	Metric Thread M6 to M12	EZ M612	10	650-6	M6-1.0	3/8-16
		10	450-10	M10-1.5	M16-2.0			10	650-8	M8-1.25	1/2-13
		8	450-12	M12-1.75	M16-2.0			10	650-10	M10-1.5	9/16-12
		5	450-16	M16-2.0	M24-3.0			6	650-12	M12-1.75	3/4-10



ASSORTMENT KITS — THREAD INSERTS FOR METAL

PREPACKAGED KITS CONTAINING A RANGE OF SIZES; DRILLS AND TAPS NOT INCLUDED



STAINLESS STEEL THREAD INSERTS FOR METAL

Kit Type	Kit Number	Quantity of Inserts	Insert Part Number	Internal Thread	External Thread
Coarse Thread 303 Stainless #10 to 1/2"	EZ C303	10	303-3	10-24	3/8-16
		10	303-4	1/4-20	7/16-14
		10	303-5	5/16-18	1/2-13
		10	303-6	3/8-16	9/16-12
		6	303-8	1/2-13	3/4-10
Coarse Thread Thin Wall 313 Stainless #10 to 1/2"	EZ C313	10	313-3	10-24	5/16-24
		10	313-4	1/4-20	3/8-24
		10	313-5	5/16-18	7/16-20
		10	313-6	3/8-16	1/2-20
		8	313-8	1/2-13	5/8-18
Fine Thread 303 Stainless #10 to 1/2"	EZ F303	10	303-332	10-32	3/8-16
		10	303-428	1/4-28	7/16-14
		10	303-524	5/16-24	1/2-13
		10	303-624	3/8-24	9/16-12
Fine Thread Thin Wall 313 Stainless #10 to 1/2"	EZ F313	6	303-820	1/2-20	3/4-10
		10	313-332	10-32	5/16-24
		10	313-428	1/4-28	3/8-24
		10	313-524	5/16-24	7/16-20
		10	313-624	3/8-24	1/2-20
8	313-820	1/2-20	5/8-18		

Kit Type	Kit Number	Quantity of Inserts	Insert Part Number	Internal Thread	External Thread
Metric Thread 303 Stainless M3 to M8	EZ M103	10	453-3	M3-0.5	M6-1.0
		10	453-4	M4-0.7	M8-1.25
		10	453-5	M5-0.8	M8-1.25
		10	453-6	M6-1.0	M10-1.5
		10	453-8	M8-1.25	M12-1.75
Metric Thread 303 Stainless M8 to M16	EZ M203	10	453-8	M8-1.25	M12-1.75
		10	453-10	M10-1.5	M16-2.0
		8	453-12	M12-1.75	M16-2.0
		5	453-16	M16-2.0	M24-3.0
Metric Thread 303 Stainless M6 to M12	EZ M613	10	653-6	M6-1.0	3/8-16
		10	653-8	M8-1.25	1/2-13
		10	653-10	M10-1.5	9/16-12
		6	653-12	M12-1.75	3/4-10





UNC • FREERUNNING												
Internal Thread	1D Part No.	1D Lgth (in)	1.5D Part No.	1.5D Lgth (in)	2D Part No.	2D Lgth (in)	Free O/D		Drill		STI Tap (Intermediate)	
							Min	Max	Part No.	Size		
2-56	20010	0.086	20015	0.129	20020	0.172	0.109	0.113	20060	3/32	20070	
3-48	20110	0.099	20115	0.148	20120	0.198	0.126	0.134	20160	#36	20170	
4-40	20210	0.112	20215	0.168	20220	0.224	0.144	0.149	A0260	#31	20270	
5-40	20310	0.125	20315	0.188	20320	0.250	0.157	0.165	20360	#29	20370	
6-32	20410	0.138	20415	0.207	20420	0.276	0.178	0.183	A0460	#25	20470	
8-32	20510	0.164	20515	0.246	20520	0.328	0.205	0.210	A0560	11/64	20570	
10-24	20610	0.190	20615	0.285	20620	0.380	0.240	0.248	A0660	13/64	20670	
12-24	20710	0.216	20715	0.324	20720	0.432	0.268	0.275	20760	15/64	20770	
1/4-20	20810	0.250	20815	0.375	20820	0.500	0.314	0.322	A0860	17/64	20870	
5/16-18	20910	0.313	20915	0.469	20920	0.625	0.384	0.392	A0960	21/64	20970	
3/8-16	21010	0.375	21015	0.563	21020	0.750	0.455	0.463	A1060	25/64	21070	
7/16-14	21110	0.438	21115	0.656	21120	0.875	0.530	0.538	A1160	29/64	21170	
1/2-13	21210	0.500	21215	0.750	21220	1.000	0.600	0.610	A1260	33/64	21270	
9/16-12	21310	0.563	21315	0.844	21320	1.125	0.667	0.679	A1360	37/64	21370	
5/8-11	21410	0.625	21415	0.938	21420	1.250	0.742	0.752	21460	21/32	21470	
3/4-10	21510	0.750	21515	1.125	21520	1.500	0.880	0.892	21560	25/32	21570	
7/8-9	21610	0.875	21615	1.313	21620	1.750	1.019	1.033	21660	29/32	21670	
1-8	21710	1.000	21715	1.500	21720	2.000	1.162	1.179	21760	1-1/32	21770	
1-1/8-7			21815	1.688			1.315	1.355	A1860	1-5/32	21870	
1-1/4-7			21915	1.875			1.443	1.483	A1960	1-9/32	21970	
1-3/8-6			22015	2.063			1.598	1.643	A2060	1-13/32	22070	
1-1/2-6			22115	2.250			1.716	1.728	A2160	1-17/32	22170	

UNF • FREERUNNING												
Internal Thread	1D Part No.	1D Lgth (in)	1.5D Part No.	1.5D Lgth (in)	2D Part No.	2D Lgth (in)	Free O/D		Drill		STI Tap (Intermediate)	
							Min	Max	Part No.	Size		
4-48	30210	0.112	30215	0.168	30220	0.224	0.139	0.147	A0260	#31	30270	
6-40	30410	0.138	30415	0.207	30420	0.276	0.170	0.178	A0460	#25	30470	
8-36	30510	0.164	30515	0.246	30520	0.328	0.200	0.208	A0560	11/64	30570	
10-32	30610	0.190	30615	0.285	30620	0.380	0.233	0.241	A0660	13/64	30670	
1/4-28	30810	0.250	30815	0.375	30820	0.500	0.299	0.307	A0860	17/64	30870	
5/16-24	30910	0.313	30915	0.469	30920	0.625	0.370	0.378	A0960	21/64	30970	
3/8-24	31010	0.375	31015	0.563	31020	0.750	0.433	0.441	A1060	25/64	31070	
7/16-20	31110	0.438	31115	0.656	31120	0.875	0.507	0.515	A1160	29/64	31170	
1/2-20	31210	0.500	31215	0.750	31220	1.000	0.567	0.577	A1260	33/64	31270	
9/16-18	31310	0.563	31315	0.844	31320	1.125	0.630	0.642	A1360	37/64	31370	
5/8-18	31410	0.625	31415	0.938	31420	1.250	0.694	0.706	31460	41/64	31470	
3/4-16	31510	0.750	31515	1.125	31520	1.500	0.831	0.841	31560	49/64	31570	
7/8-14	31610	0.875	31615	1.313	31620	1.750	0.968	0.983	31660	57/64	31670	
1-12	32210	1.000	32215	1.500	32220	2.000	1.108	1.120	31760	1-1/64	32270	
1-14	31710	1.000	31715	1.500	31720	2.000	1.097	1.110	31760	1-1/64	31770	
1-1/8-12			31815	1.688			1.304	1.334	A1860	1-5/32	31870	
1-1/4-12			31915	1.875			1.439	1.469	A1960	1-9/32	31970	
1-3/8-12			32015	2.063			1.575	1.610	A2060	1-13/32	32070	
1-1/2-12			32115	2.250			1.710	1.745	A2160	1-17/32	32170	



METRIC COARSE • FREERUNNING

Internal Thread	1D		1.5D		2D		Free O/D		Drill		STI Tap (Intermediate)
	Part No.	Lgth (mm)	Part No.	Lgth (mm)	Part No.	Lgth (mm)	Min	Max	Part No.	Size	
M2 x 0.4	40010	2	40015	3	40020	4	2.5	2.6	40060	2.10	40070
M2.5 X 0.45	40110	2.5	40115	3.75	40120	5	3.1	3.2	40160	2.60	40170
M3 X 0.5	40210	3	40215	4.5	40220	6	3.6	3.7	40260	3.10	40270
M3.5 X 0.6	40310	3.5	40315	5.25	40320	7	4.3	4.5	40360	3.60	40370
M4 X 0.7	40410	4	40415	6	40420	8	4.8	4.9	40460	4.10	40470
M5 X 0.8	40510	5	40515	7.5	40520	10	6.0	6.2	40560	5.20	40570
M6 X 1.0	40610	6	40615	9	40620	12	7.3	7.4	40660	6.20	40670
M7 X 1.0	40710	7	40715	10.5	40720	14	8.3	8.6	40760	7.20	40770
M8 X 1.25	40810	8	40815	12	40820	16	9.7	9.9	E0860	8.30	40870
M10 X 1.5	40910	10	40915	15	40920	20	11.9	12.1	E0960	10.30	40970
M11 X 1.5	42210	11	42215	16.5	42220	22	13.0	13.3	42260	11.30	42270
M12 X 1.75	41010	12	41015	18	41020	24	14.3	14.5	E1060	12.40	41070
M14 X 2.0	41110	14	41115	21	41120	28	16.6	17.0	41160	14.50	41170
M16 X 2.0	41210	16	41215	24	41220	32	18.6	18.9	41260	16.50	41270
M18 X 2.5	41310	18	41315	27	41320	36	21.2	21.6	E1360	18.50	41370
M20 X 2.5	41410	20	41415	30	41420	40	23.2	23.6	E1460	20.50	41470
M22 X 2.5	41510	22	41515	33	41520	44	25.3	25.6	E1560	22.50	41570
M24 X 3.0	41610	24	41615	36	41620	48	27.9	28.4	41660	24.75	41670
M27 X 3.0			41715	40.5			30.9	31.4	41760	27.50	41770
M30 X 3.5			41815	45			34.3	35.1	41860	30.50	41870
M33 X 3.5			41915	49.5			37.5	37.9	41960	33.50	41970
M36 X 4.0			42015	54			41.2	41.7	42060	36.50	42070
M39 X 4.0			42115	58.5			44.2	44.6	42160	39.50	42170

METRIC FINE • FREERUNNING

Internal Thread	1D		1.5D		2D		Free O/D		Drill		STI Tap (Intermediate)
	Part No.	Lgth (mm)	Part No.	Lgth (mm)	Part No.	Lgth (mm)	Min	Max	Part No.	Size	
M8 X 1.0	50810	8	50815	12	50820	16	9.3	9.6	E0860	8.30	50870
M10 X 1.25	50910	10	50915	15	50920	20	11.6	11.9	E0960	10.30	50970
M12 X 1.5	51010	12	51015	18	51020	24	13.9	14.3	E1060	12.40	51070
M14 X 1.5	51110	14	51115	21	51120	28	16.0	16.3	E1160	14.30	51170
M16 X 1.5	51210	16	51215	24	51220	32	18.0	18.3	51260	16.25	51270
M18 X 2.0			51315	27			20.6	20.9	E1360	18.50	51370
M20 X 2.0			51415	30			22.6	23.0	E1460	20.50	51470
M22 X 2.0			51515	33			24.6	25.0	E1560	22.50	51570
M24 X 2.0			51615	36			26.6	27.1	51660	24.25	51670

SPARK PLUG

Internal Thread	REACH						Free O/D		Drill		STI (Intermediate)
	1/4 Part No.	3/8 Part No.	7/16 Part No.	1/2 Part No.	5/8 Part No.	3/4 Part No.	Min	Max	Part No.	Size	
M10-1.0	—	50932	—	50934	—	—	11.2	11.4	E0960	10.30	50975
M12-1.25	—	—	—	51034	—	51036	13.6	13.9	E1060	12.40	51075
M14-1.25	—	51132	—	51134	—	51136	15.6	15.9	E1160	14.30	51175
M18-1.5	—	—	—	51334	51335	—	19.9	20.2	51365	18.25	51375



STANDARD KIT

Includes inserts, drill, tap, install tool and tang break

E-Z LOK Kit Part No.	Thread Size	No. of Inserts	E-Z LOK Kit Part No.	Thread Size	No. of Inserts
SK20215	4-40 x 1.5D	10	SK30815	1/4-28 x 1.5D	10
SK20315	5-40 x 1.5D	10	SK30915	5/16-24 x 1.5D	10
SK20415	6-32 x 1.5D	10	SK31015	3/8-24 x 1.5D	10
SK20515	8-32 x 1.5D	10	SK40215	M3-0.5 x 1.5D	10
SK20615	10-24 x 1.5D	10	SK40315	M3.5-0.6 x 1.5D	10
SK20715	12-24 x 1.5D	10	SK40415	M4-0.7 x 1.5D	10
SK20815	1/4-20 x 1.5D	10	SK40515	M5-0.8 x 1.5D	10
SK20915	5/16-18 x 1.5D	10	SK40615	M6-1.0 x 1.5D	10
SK21015	3/8-16 x 1.5D	10	SK40715	M7-1.0 x 1.5D	10
SK30215	4-48 x 1.5D	10	SK40815	M8-1.25 1.5D	10
SK30415	6-40 x 1.5D	10	SK40915	M10-1.5 x 1.5D	10
SK30515	8-36 x 1.5D	10	SK50815	M8-1.0 x 1.5D	10
SK30615	10-32 x 1.5D	10	SK50915	M10-1.25 x 1.5D	10

Kits with 1D or 2D lengths available on request



ECONOMY KIT

Includes inserts, tap and install tool.

E-Z LOK Kit Part No.	Thread Size	No. of Inserts	E-Z LOK Kit Part No.	Thread Size	No. of Inserts
EK20015	2-56 x 1.5D	10	EK31315	9/16-18 x 1.5D	5
EK20115	3-48 x 1.5D	10	EK31415	5/8-18 x 1.5D	5
EK20215	4-40 x 1.5D	10	EK31515	3/4-16 x 1.5D	5
EK20315	5-40 x 1.5D	10	EK40215	M3-0.5 x 1.5D	10
EK20415	6-32 x 1.5D	10	EK40315	M3.5-0.6 x 1.5D	10
EK20515	8-32 x 1.5D	10	EK40415	M4-0.7 x 1.5D	10
EK20615	10-24 x 1.5D	10	EK40515	M5-0.8 x 1.5D	10
EK20715	12-24 x 1.5D	10	EK40615	M6-1.0 x 1.5D	10
EK20815	1/4-20 x 1.5D	10	EK40715	M7-1.0 x 1.5D	10
EK20915	5/16-18 x 1.5D	10	EK40815	M8-1.25 1.5D	10
EK21015	3/8-16 x 1.5D	10	EK40915	M10-1.5 x 1.5D	10
EK21115	7/16-14 x 1.5D	5	EK42215	M11-1.5 x 1.5D	5
EK21215	1/2-13 x 1.5D	5	EK41015	M12-1.75 x 1.5D	5
EK21315	9/16-12 x 1.5D	5	EK41115	M14-2.0 x 1.5D	5
EK21415	5/8-11 x 1.5D	5	EK41215	M16-2.0 x 1.5D	5
EK21515	3/4-10 x 1.5D	5	EK41315	M18-2.5 x 1.5D	5
EK30215	4-48 x 1.5D	10	EK41415	M20-2.5 x 1.5D	5
EK30415	6-40 x 1.5D	10	EK50815	M8-1.0 x 1.5D	10
EK30515	8-36 x 1.5D	10	EK50915	M10-1.25 x 1.5D	10
EK30615	10-32 x 1.5D	10	EK51015	M12-1.5 x 1.5D	5
EK30815	1/4-28 x 1.5D	10	EK51115	M14-1.5 x 1.5D	5
EK30915	5/16-24 x 1.5D	10	EK51215	M16-1.5 x 1.5D	5
EK31015	3/8-24 x 1.5D	10	EK51315	M18-2.0 x 1.5D	5
EK31115	7/16-20 x 1.5D	5	EK51415	M20-2.0 x 1.5D	5
EK31215	1/2-20 x 1.5D	5			

Kits with 1D or 2D lengths available on request



UNIFIED

For Use With:	Drills Drill Size	Drills Part No.	STI Taps Part No.	Install Tools Part No.	Tang Break Part No.
UNIFIED – COARSE					
2-56	3/32	20060	20070	M1002	T2002
3-48	#36	20160	20170	M1003	T2002
4-40	#31	A0260	20270	M1004	T2004
5-40	#29	20360	20370	M1004	T2004
6-32	#25	A0460	20470	M1005	T2005
8-32	11/64	A0560	20570	M1006	T2006
10-24	13/64	A0660	20670	M1007	T2008
12-24	15/64	20760	20770	M1008	T2008
1/4-20	17/64	A0860	20870	M1009	T2009
5/16-18	21/64	A0960	20970	M1010	T2010
3/8-16	25/64	A1060	21070	M1012	T2012
7/16-14	29/64	A1160	21170	M1014	T2014
1/2-13	33/64	A1260	21270	M1015	T2015
9/16-12	37/64	A1360	21370	M1016	T2015
5/8-11	21/32	21460	21470	M1018	-
3/4-10	25/32	21560	21570	M1020	-
7/8-9	29/32	21660	26170	M1022	-
1-8	1-1/32	21760	21770	M1023	-
1-1/8-7	1-5/32	A1860	21870	M1024	-
1-1/4-7	1-9/32	A1960	21970	M1025	-
1-3/8-6	1-13/32	A2060	22070	M1026	-
1-1/2-6	1-17/32	A2160	22170	M1027	-
UNIFIED – FINE					
4-48	#31	A0260	30270	M1004	T2004
6-40	#25	A0460	30470	M1005	T2005
8-36	11/64	A0560	30570	M1006	T2006
10-32	13/64	A0660	30670	M1008	T2008
1/4-28	17/64	A0860	30870	M1009	T2009
5/16-24	21/64	A0960	30970	M1011	T2011
3/8-24	25/64	A1060	31070	M1013	T2013
7/16-20	29/64	A1160	31170	M1014	T2014
1/2-20	33/64	A1260	31270	M1015	T2015
9/16-18	37/64	A1360	31370	M1016	T2015
5/8-18	41/64	31460	31470	M1018	-
3/4-16	49/64	31560	31570	M1021	-
7/8-14	57/64	31660	31670	M1022	-
1-14	1-1/64	31760	31770	M1023	-
1-12	1-1/64	31760	32270	M1023	-
1-1/8-12	1-5/32	A1860	31870	M1028	-
1-1/4-12	1-9/32	A1960	31970	M1029	-
1-3/8-12	1-13/32	A2060	32070	M1030	-
1-1/2-12	1-17/32	A2160	32170	M1031	-

METRIC

For Use With:	Drills Drill Size	Drills Part No.	STI Taps Part No.	Install Tools Part No.	Tang Break Part No.
METRIC – COARSE					
M2-0.4	2.1mm	40060	40070	M1002	T2002
M2.5-.45	2.6mm	40160	40170	M1002	T2002
M3-0.5	3.1mm	40260	40270	M1004	T2004
M3.5-0.6	3.6mm	40360	40370	M1005	T2005
M4-0.7	4.1mm	40460	40470	M1006	T2006
M5-0.8	5.2mm	40560	40570	M1008	T2008
M6-1.0	6.2mm	40660	40670	M1009	T2009
M7-1.0	7.2mm	40760	40770	M1010	T2010
M8-1.25	8.3mm	E0860	40870	M1011	T2011
M10-1.5	10.3mm	E0960	40970	M1013	T2013
M11-1.5	11.3mm	42260	42270	M1014	T2014
M12-1.75	12.4mm	E1060	41070	M1015	T2015
M14-2.0	14.5mm	41160	41170	M1016	T2015
M16-2.0	16.50mm	41260	41270	M1018	-
M18-2.5	18.50mm	E1360	41370	M1020	-
M20-2.5	20.50mm	E1460	41470	M1021	-
M22-2.5	22.50mm	E1560	41570	M1022	-
M24-3.0	24.75mm	41660	41670	M1023	-
M27-3.0	27.50mm	41760	41770	M1032	-
M30-3.5	30.50mm	41860	41870	M1033	-
M33-3.5	33.50mm	41960	41970	M1034	-
M36-4.0	36.50mm	42060	42070	M1035	-
M39-4.0	39.50mm	42160	42170	M1036	-
METRIC – FINE					
M8-1.0	8.3mm	E0860	50870	M1011	T2011
M10-1.25	10.3mm	E0960	50970	M1013	T2013
M12-1.5	12.4mm	E1060	51070	M1015	T2015
M14-1.5	14.30mm	E1160	51170	M1016	T2015
M16-1.5	16.25mm	51260	51270	M1018	-
M18-2.0	18.50mm	E1360	51370	M1020	-
M20-2.0	20.50mm	E1460	51470	M1020	-
M22-2.0	22.50mm	E1560	51570	M1021	-
M24-2.0	24.25mm	51660	51670	M1022	-
SPARK PLUG					
M10-1.0	10.3mm	E0960	50975	M1013	T2013
M12-1.25	12.4mm	E1060	51075	M1015	T2015
M14-1.25	14.30mm	E1160	51175	M1016	T2015
M18-1.5	18.25mm	51365	51375	M1020	-



ULTRASONIC INSERTS—TAPERED

DESIGNED FOR USE IN THERMOPLASTICS

- TAPERED DESIGN REDUCES INSTALLATION TIME
- INSTALL ULTRASONICALLY OR WITH HEAT DRIVER
- SUPERIOR TORQUE/PULL OUT RESISTANCE
- UNC AND METRIC THREADS
- SINGLE AND DOUBLE VANE



TAPERED SINGLE VANE

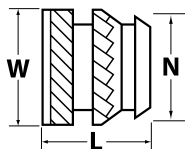
Part Number.	Internal Thread	Overall Length (L)	Insert Diameter (W)	Pilot Diameter (N)	Rec. Hole Size* (D)	Rec. Hole Size* (S)	Minimum Wall Thickness
TH-002-SV	2-56	.115	.136	.122	.123	.118	.080
TH-004-SV	4-40	.135	.172	.157	.159	.153	.093
TH-006-SV	6-32	.150	.220	.203	.206	.199	.116
TH-008-SV	8-32	.185	.250	.230	.234	.226	.133
TH-124-SV	10-24	.225	.296	.272	.277	.267	.159
TH-132-SV	10-32	.225	.296	.272	.277	.267	.159
TH-420-SV	1/4-20	.300	.375	.354	.363	.349	.194
TH-428-SV	1/4-28	.300	.375	.354	.363	.349	.194
TH-518-SV	5/16-18	.335	.469	.439	.448	.431	.245
TH-316-SV	3/8-16	.375	.563	.530	.540	.523	.293
TH-324-SV	3/8-24	.375	.563	.530	.540	.523	.293
TH-M25-SV	M2.5-0.4	.135	.172	.157	.159	.153	.093
TH-M30-SV	M3-0.5	.150	.220	.203	.206	.199	.116
TH-M40-SV	M4-0.7	.185	.250	.230	.234	.226	.133
TH-M50-SV	M5-0.8	.265	.328	.308	.315	.303	.171
TH-M60-SV	M6-1.0	.300	.375	.354	.363	.349	.194

* Hole size requirements may vary depending on a number of factors, including material and tools. We recommend that you test your particular application before ordering. We gladly supply free samples.

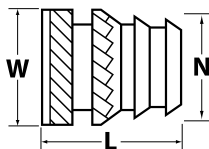
TAPERED DOUBLE VANE

Part Number.	Internal Thread	Overall Length (L)	Insert Diameter (W)	Pilot Diameter (N)	Rec. Hole Size* (D)	Rec. Hole Size* (S)	Minimum Wall Thickness
DV-002-TH	2-56	.188	.136	.115	.123	.107	.080
DV-004-TH	4-40	.219	.172	.144	.159	.141	.093
DV-006-TH	6-32	.250	.220	.190	.206	.185	.116
DV-008-TH	8-32	.312	.250	.212	.234	.208	.133
DV-124-TH	10-24	.375	.297	.251	.277	.246	.159
DV-132-TH	10-32	.375	.297	.251	.277	.246	.159
DV-420-TH	1/4-20	.500	.375	.332	.363	.321	.194
DV-428-TH	1/4-28	.500	.375	.332	.363	.321	.194
DV-518-TH	5/16-18	.562	.469	.406	.448	.401	.245
DV-316-TH	3/8-16	.625	.563	.493	.540	.488	.293
DV-M25-TH	M2.5-0.4	.219	.172	.144	.159	.141	.093
DV-M30-TH	M3-0.5	.250	.220	.190	.206	.185	.116
DV-M40-TH	M4-0.7	.312	.250	.212	.234	.208	.133
DV-M50-TH	M5-0.8	.438	.328	.283	.315	.278	.171
DV-M60-TH	M6-1.0	.500	.375	.332	.363	.321	.194

* Hole size requirements may vary depending on a number of factors, including material and tools. We recommend that you test your particular application before ordering. We gladly supply free samples.

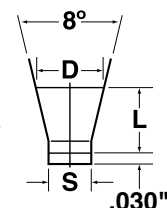


Single Vane



Double Vane

Hole depth should be a minimum of .030" greater than the length of the insert in blind holes.





ULTRASONIC INSERTS—STRAIGHT

DESIGNED FOR USE IN THERMOPLASTICS

- STRAIGHT DESIGN PERMITS THINNER BOSS WALLS
- INSTALL ULTRASONICALLY OR WITH HEAT DRIVER
- SUPERIOR TORQUE/PULL OUT RESISTANCE
- FLUSH AND FLANGED DESIGNS



STRAIGHT FLUSH

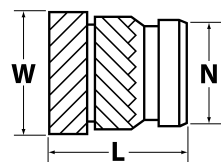
Part Number.	Internal Thread	Overall Length (L)	Insert Diameter (W)	Head Diameter (H)	Pilot Diameter (N)	Rec. Hole Size*	Minimum Wall Thickness
HI-002-WH	2-56	.157	.141	N/A	.123	.126	.051
HI-004-WH	4-40	.226	.181	N/A	.154	.157	.063
HI-006-WH	6-32	.281	.214	N/A	.185	.189	.071
HI-008-WH	8-32	.321	.248	N/A	.218	.220	.083
HI-124-WH	10-24	.375	.278	N/A	.249	.252	.102
HI-132-WH	10-32	.375	.278	N/A	.249	.252	.102
HI-420-WH	1/4-20	.500	.341	N/A	.312	.315	.130
HI-428-WH	1/4-28	.500	.341	N/A	.312	.315	.130
HI-518-WH	5/16-18	.500	.403	N/A	.374	.378	.177
HI-524-WH	5/16-24	.500	.403	N/A	.374	.378	.177
HI-316-WH	3/8-16	.500	.494	N/A	.465	.469	.236
HI-324-WH	3/8-24	.500	.494	N/A	.465	.469	.236

* Hole size requirements may vary depending on a number of factors, including material and tools. We recommend that you test your particular application before ordering. We gladly supply free samples.

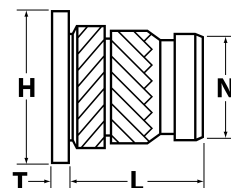
STRAIGHT FLANGED

Part Number.	Internal Thread	Overall Length (L+T)	Insert Diameter (W)	Head Diameter (H)	Pilot Diameter (N)	Rec. Hole Size*	Minimum Wall Thickness
FL-256-HI	2-56	.178	.141	.187	.123	.126	.051
FL-440-HI	4-40	.250	.181	.218	.154	.157	.063
FL-632-HI	6-32	.311	.214	.250	.185	.189	.071
FL-832-HI	8-32	.357	.248	.281	.218	.220	.083
FL-124-HI	10-24	.418	.278	.312	.249	.252	.102
FL-132-HI	10-32	.418	.278	.312	.249	.252	.102
FL-420-HI	1/4-20	.553	.341	.375	.312	.315	.130
FL-428-HI	1/4-28	.553	.341	.375	.312	.315	.130
FL-518-HI	5/16-18	.553	.403	.437	.374	.378	.177
FL-316-HI	3/8-16	.563	.494	.551	.465	.469	.236

* Hole size requirements may vary depending on a number of factors, including material and tools. We recommend that you test your particular application before ordering. We gladly supply free samples.



Flush

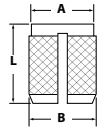


Flanged

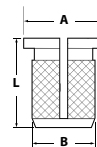
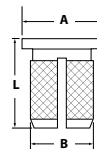
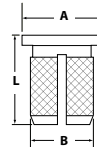
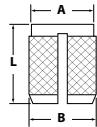


FOR CORED OR DRILLED HOLES IN PLASTIC

Diamond-knurled press inserts are designed to replace molded-in inserts and threads in thermoset plastics.



- INSTALL COLD
- SHARPLY REDUCE THE COST OF MOLDINGS
- CUT REJECT WASTE CAUSED BY MISALIGNED AND FAULTY INSERTS
- ELIMINATE THE NEED TO "CHASE" THREADS AFTER MOLDING
- INSTALL PROPERLY WITHOUT A PRECISE HOLE DEPTH



* Hole size requirements may vary depending on a variety of factors. We recommend that you test your particular application before ordering. Free samples are available upon request.

BRASS — FLUSH — INCH

EZ-LOK Part No.	Internal Thread	A ±.010"	B ±.010"	L ±.010"	Starting Hole Size*
240-000-BR	0-80	.094	.104	.125	.094 (3/32)
240-002-BR	2-56	.125	.135	.156	.125 (1/8)
240-004-BR	4-40	.156	.166	.188	.156 (5/32)
240-006-BR	6-32	.187	.199	.250	.188 (3/16)
240-008-BR	8-32	.218	.230	.313	.219 (7/32)
240-008-BR.250	8-32	.218	.230	.250	.219 (7/32)
240-332-BR	10-32	.250	.262	.375	.250 (1/4)
240-332-BR.250	10-32	.250	.262	.250	.250 (1/4)
240-3-BR	10-24	.250	.262	.375	.250 (1/4)
240-4-BR	1/4-20	.312	.326	.500	.313 (5/16)
240-5-BR	5/16-18	.375	.389	.563	.375 (3/8)
240-6-BR	3/8-16	.437	.451	.625	.438 (7/16)

BRASS — FLUSH — METRIC

EZ-LOK Part No.	Internal Thread	A ±.010"	B ±.010"	L ±.010"	Starting Hole Size*
240-M3-BR	M3-0.5	.156	.166	.188	.156 (5/32)
240-M3.5-BR	M3.5-0.6	.187	.199	.250	.188 (3/16)
240-M4-BR	M4-0.7	.218	.230	.313	.219 (7/32)
240-M5-BR	M5-0.8	.250	.262	.375	.250 (1/4)
240-M6-BR	M6-1.0	.312	.326	.500	.313 (5/16)

BRASS — FLANGED — INCH

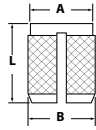
EZ-LOK Part No.	Internal Thread	A ±.010"	B ±.010"	L ±.010"	Starting Hole Size*
260-002-BR	2-56	.187	.135	.156	.125 (1/8)
260-004-BR	4-40	.218	.166	.188	.156 (5/32)
260-006-BR	6-32	.249	.199	.250	.188 (3/16)
260-008-BR	8-32	.280	.230	.313	.219 (7/32)
260-332-BR	10-32	.312	.262	.375	.250 (1/4)
260-4-BR	1/4-20	.375	.326	.500	.313 (5/16)
260-5-BR	5/16-18	.437	.389	.563	.375 (3/8)
260-6-BR	3/8-16	.500	.451	.625	.438 (7/16)

BRASS — FLANGED — METRIC

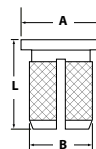
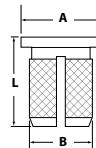
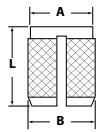
EZ-LOK Part No.	Internal Thread	A ±.010"	B ±.010"	L ±.010"	Starting Hole Size*
260-M3-BR	M3-0.5	.218	.166	.188	.156 (5/32)
260-M4-BR	M4-0.7	.280	.230	.313	.219 (7/32)
260-M5-BR	M5-0.8	.312	.262	.375	.250 (1/4)
260-M6-BR	M6-1.0	.375	.326	.500	.313 (5/16)
260-M8-BR	M8-1.25	.437	.389	.563	.375 (3/8)

BRASS — FLANGED — REVERSED SLOT

EZ-LOK Part No.	Internal Thread	A ±.010"	B ±.010"	L ±.010"	Starting Hole Size*
260-002-RS	2-56	.187	.135	.156	.125 (1/8)
260-004-RS	4-40	.218	.166	.188	.156 (5/32)
260-006-RS	6-32	.249	.199	.250	.188 (3/16)
260-008-RS	8-32	.280	.230	.313	.219 (7/32)
260-332-RS	10-32	.312	.262	.375	.250 (1/4)
260-4-RS	1/4-20	.375	.326	.500	.313 (5/16)



- INSTALL COLD
- SHARPLY REDUCE THE COST OF MOLDINGS
- CUT REJECT WASTE CAUSED BY MISALIGNED AND FAULTY INSERTS
- ELIMINATE THE NEED TO "CHASE" THREADS AFTER MOLDING
- INSTALL PROPERLY WITHOUT A PRECISE HOLE DEPTH



STAINLESS STEEL — FLUSH — INCH

EZ-LOK Part No.	Internal Thread	A ±.010"	B ±.010"	L ±.010"	Starting Hole Size*
240-002-CR	2-56	.125	.135	.156	.125 (1/8)
240-004-CR	4-40	.156	.166	.188	.156 (5/32)
240-006-CR	6-32	.187	.199	.250	.188 (3/16)
240-008-CR	8-32	.218	.230	.313	.219 (7/32)
240-3-CR	10-24	.250	.262	.375	.250 (1/4)
240-332-CR	10-32	.250	.262	.375	.250 (1/4)
240-4-CR	1/4-20	.312	.326	.500	.313 (5/16)
240-5-CR	5/16-18	.375	.389	.563	.375 (3/8)
240-6-CR	3/8-16	.437	.451	.625	.438 (7/16)

STAINLESS STEEL — FLUSH — METRIC

EZ-LOK Part No.	Internal Thread	A ±.010"	B ±.010"	L ±.010"	Starting Hole Size*
240-M3-CR	M3-0.5	.156	.166	.188	.156 (5/32)
240-M4-CR	M4-0.7	.218	.230	.313	.219 (7/32)
240-M5-CR	M5-0.8	.250	.262	.375	.250 (1/4)
240-M6-CR	M6-1.0	.312	.326	.500	.313 (5/16)

STAINLESS STEEL — FLANGED — INCH

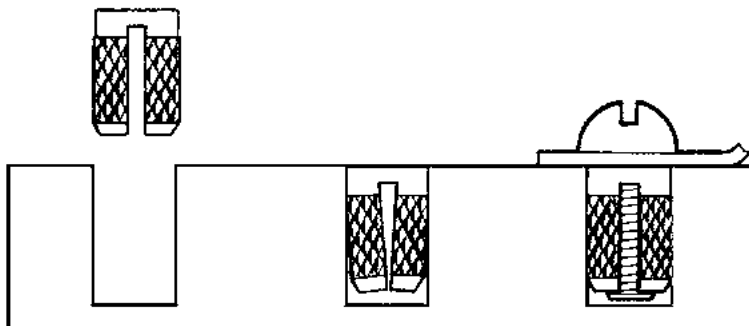
EZ-LOK Part No.	Internal Thread	A ±.010"	B ±.010"	L ±.010"	Starting Hole Size*
260-002-CR	2-56	.187	.135	.156	.125 (1/8)
260-004-CR	4-40	.218	.166	.188	.156 (5/32)
260-006-CR	6-32	.249	.199	.250	.188 (3/16)
260-008-CR	8-32	.280	.230	.313	.219 (7/32)
260-332-CR	10-32	.312	.262	.375	.250 (1/4)
260-4-CR	1/4-20	.375	.326	.500	.313 (5/16)

STAINLESS STEEL — FLANGED — METRIC

EZ-LOK Part No.	Internal Thread	A ±.010"	B ±.010"	L ±.010"	Starting Hole Size*
260-M3-CR	M3-0.5	.218	.166	.188	.156 (5/32)
260-M4-CR	M4-0.7	.280	.230	.313	.219 (7/32)
260-M5-CR	M5-0.8	.312	.262	.375	.250 (1/4)
260-M6-CR	M6-1.0	.375	.326	.500	.313 (5/16)

* Hole size requirements may vary depending on a variety of factors. We recommend that you test your particular application before ordering. Free samples are available upon request.

INSTALLATION



To install, simply press the insert into the hole. Once installed, the insert compresses along the slot. As the fastener is threaded into place, the insert expands and the diamond knurling secures it in place.



KNIFE THREAD INSERTS FOR WOOD

SUPERIOR HOLDING POWER IN HARD AND SOFT WOOD



BRASS

KNIFE THREAD INSERTS — FOR WOOD — BRASS — INCH

E-Z LOK Part No.	Internal Thread	Length (in.)	Drill Size	Drive Tool Catalog Number
400-004	4-40	0.375	17/64	500-004
400-006	6-32	0.375	17/64	500-006
400-008	8-32	0.375	17/64	500-1
400-3	10-24	0.500	25/64	500-2
400-332	10-32	0.500	25/64	500-2
400-4	1/4-20	0.500	25/64	DT-4
400-428	1/4-28	0.500	25/64	DT-428
400-475	1/4-20	0.750	25/64	DT-4
400-5	5/16-18	0.625	33/64	DT-5
400-510	5/16-18	1.000	33/64	DT-5
400-524	5/16-24	0.625	33/64	DT-524
400-6	3/8-16	0.625	33/64	DT-6
400-610	3/8-16	1.000	33/64	DT-6
400-624	3/8-24	0.625	33/64	DT-624

KNIFE THREAD INSERTS — FOR WOOD — BRASS — METRIC

E-Z LOK Part No.	Internal Thread	Length (in.)	Drill Size	Drive Tool Catalog Number
400-M3	M3-0.5	0.375	17/64	500-006
400-M4	M4-0.7	0.375	17/64	500-1
400-M5	M5-0.8	0.500	25/64	500-2
400-M6	M6-1.0	0.500	25/64	DT-M6
400-M8	M8-1.25	0.625	33/64	DT-M8
400-M10	M10-1.5	0.625	33/64	DT-M10



STAINLESS STEEL

KNIFE THREAD INSERTS — FOR WOOD — STAINLESS STEEL — INCH

E-Z LOK Part No.	Internal Thread	Length (in.)	Drill Size	Drive Tool Catalog Number
400-004-CR	4-40	0.375	17/64	500-004
400-006-CR	6-32	0.375	17/64	500-006
400-008-CR	8-32	0.375	17/64	500-1
400-3-CR	10-24	0.500	25/64	500-2
400-332-CR	10-32	0.500	25/64	500-2
400-4-CR	1/4-20	0.500	25/64	DT-4
400-428-CR	1/4-28	0.500	25/64	DT-428
400-5-CR	5/16-18	0.625	33/64	DT-5
400-524-CR	5/16-24	0.625	33/64	DT-524
400-6-CR	3/8-16	0.625	33/64	DT-6
400-624-CR	3/8-24	0.625	33/64	DT-624

KNIFE THREAD INSERTS — FOR WOOD — STAINLESS STEEL — METRIC

E-Z LOK Part No.	Internal Thread	Length (in.)	Drill Size	Drive Tool Catalog Number
400-M3-CR	M3-0.5	0.375	17/64	500-006
400-M4-CR	M4-0.7	0.375	17/64	500-1
400-M5-CR	M5-0.8	0.500	25/64	500-2
400-M6-CR	M6-1.0	0.500	25/64	DT-M6
400-M8-CR	M8-1.25	0.625	33/64	DT-M8
400-M10-CR	M10-1.5	0.625	33/64	DT-M10

Install Knife Thread inserts with a bolt and jam nut or optional drive tool.



500-series drive tools quickly install inserts with internal threads up to #10 or M5.



DT-series drivers feature threaded mandrel provide better control when installing inserts from 1/4 (M6) to 3/8 (M10).

E-Z LOK INSTALLATION KITS — KNIFE THREAD INSERTS FOR WOOD

AVAILABLE IN BRASS AND STAINLESS STEEL — KITS INCLUDE INSERTS, DRILL AND DRIVE TOOL



INSTALLATION KITS — FOR WOOD — BRASS & STAINLESS STEEL — INCH						
BRASS E-Z LOK Part No.	STAINLESS E-Z LOK Part No.	Internal Thread	Length (in.)	No. of Inserts	Drill Size	Drive Tool Catalog Number
EZ-400-006	EZ-400-006-CR	6-32	0.375	10	17/64	500-006
EZ-400-008	EZ-400-008-CR	8-32	0.375	10	17/64	500-1
EZ-400-3	EZ-400-3-CR	10-24	0.500	6	25/64	500-2
EZ-400-332	EZ-400-332-CR	10-32	0.500	6	25/64	500-2
EZ-400-4	EZ-400-4-CR	1/4-20	0.500	6	25/64	DT-4
EZ-400-428	EZ-400-428-CR	1/4-28	0.500	6	25/64	DT-428
EZ-400-475	-	1/4-20	0.750	8	25/64	DT-4
EZ-400-5	EZ-400-5-CR	5/16-18	0.625	5	33/64	DT-5
EZ-400-510	-	5/16-18	1.000	6	33/64	DT-5
EZ-400-524	EZ-400-524-CR	5/16-24	0.625	5	33/64	DT-524
EZ-400-6	EZ-400-6-CR	3/8-16	0.625	5	33/64	DT-6
EZ-400-610	-	3/8-16	1.000	6	33/64	DT-6
EZ-400-624	EZ-400-624-CR	3/8-24	0.625	5	33/64	DT-624

INSTALLATION KITS — FOR WOOD — BRASS & STAINLESS STEEL — METRIC						
BRASS E-Z LOK Part No.	STAINLESS E-Z LOK Part No.	Internal Thread	Length (in.)	No. of Inserts	Drill Size	Drive Tool Catalog Number
EZ-400-M3	EZ-400-M3-CR	M3-0.5	0.375	10	17/64	500-006
EZ-400-M4	EZ-400-M4-CR	M4-0.7	0.375	10	17/64	500-1
EZ-400-M5	EZ-400-M5-CR	M5-0.8	0.500	6	25/64	500-2
EZ-400-M6	EZ-400-M6-CR	M6-1.0	0.500	6	25/64	DT-M6
EZ-400-M8	EZ-400-M8-CR	M8-1.25	0.625	5	33/64	DT-M8
EZ-400-M10	EZ-400-M10-CR	M10-1.5	0.625	5	33/64	DT-M10

E-Z LOK ASSORTMENT KITS — KNIFE THREAD INSERTS FOR WOOD



AVAILABLE IN BRASS AND STAINLESS STEEL

KNIFE THREAD — BRASS			
Kit No.	E-Z LOK Part No.	Internal Thread	Qty. of Inserts
EZ-A400	400-006	6-32	10
	400-008	8-32	10
	400-332	10-32	10
	400-4	1/4-20	10
	400-5	5/16-18	10
	400-6	3/8-16	10

KNIFE THREAD — BRASS — METRIC			
Kit No.	E-Z LOK Part No.	Internal Thread	Qty. of Inserts
EZ-M400	400-M3	M3-0.5	10
	400-M4	M4-0.7	10
	400-M5	M5-0.8	10
	400-M6	M6-1.0	10
	400-M8	M8-1.25	10
	400-M10	M10-1.5	10

KNIFE THREAD — STAINLESS STEEL			
Kit No.	E-Z LOK Part No.	Internal Thread	Qty. of Inserts
EZ-A 400-CR	400-006-CR	6-32	10
	400-008-CR	8-32	10
	400-332-CR	10-32	10
	400-4-CR	1/4-20	10
	400-5-CR	5/16-18	10
	400-6-CR	3/8-16	10

KNIFE THREAD — STAINLESS STEEL — METRIC			
Kit No.	E-Z LOK Part No.	Internal Thread	Qty. of Inserts
EZ-M 400-CR	400-M3-CR	M3-0.5	10
	400-M4-CR	M4-0.7	10
	400-M5-CR	M5-0.8	10
	400-M6-CR	M6-1.0	10
	400-M8-CR	M8-1.25	10
	400-M10-CR	M10-1.5	10



FLANGED

HEX DRIVE INSERTS — FOR SOFT WOOD — FLANGED — INCH

E-Z LOK Part No.	Internal Thread	Length (in.)	Length (mm)	Drill Size	Hex Dimension	Drive Tool Catalog Number
900832-10	8-32	0.39	10	15/64	M4	8500
901024-10	10-24	0.39	10	9/32	M5	8600
901024-13	10-24	0.51	13	9/32	M5	8600
901024-20	10-24	0.79	20	9/32	M5	8600
901032-10	10-32	0.39	10	9/32	M5	8600
901032-13	10-32	0.51	13	9/32	M5	8600
901032-20	10-32	0.79	20	9/32	M5	8600
901420-10	1/4-20	0.39	10	23/64	M6	9000
901420-13	1/4-20	0.51	13	23/64	M6	9000
901420-20	1/4-20	0.79	20	23/64	M6	9000
901420-25	1/4-20	0.98	25	23/64	M6	9000
951618-13	5/16-18	0.51	13	7/16	M8	9100
951618-20	5/16-18	0.79	20	7/16	M8	9100
951618-25	5/16-18	0.98	25	7/16	M8	9100
903816-13	3/8-16	0.51	13	15/32	M10	9200
903816-20	3/8-16	0.79	20	15/32	M10	9200
903816-25	3/8-16	0.98	25	15/32	M10	9200

HEX DRIVE INSERTS — FOR SOFT WOOD — FLANGED — METRIC

E-Z LOK Part No.	Internal Thread	Length (in.)	Length (mm)	Drill Size	Hex Dimension	Drive Tool Catalog Number
900407-10	M4-0.7	0.39	10	15/64	M4	8500
900610-13	M6-1.0	0.51	13	23/64	M6	9000
900610-20	M6-1.0	0.79	20	23/64	M6	9000
908125-13	M8-1.25	0.51	13	7/16	M8	9100
908125-20	M8-1.25	0.79	20	7/16	M8	9100
901050-13	M10-1.5	0.51	13	15/32	M10	9200
901050-25	M10-1.5	0.98	25	15/32	M10	9200



FLUSH

HEX DRIVE INSERTS — FOR SOFT WOOD — FLUSH — INCH

E-Z LOK Part No.	Internal Thread	Length (in.)	Length (mm)	Drill Size	Hex Dimension	Drive Tool Catalog Number
800832-10	8-32	0.39	10	15/64	M4	8500
801024-10	10-24	0.39	10	9/32	M5	8600
801024-13	10-24	0.51	13	9/32	M5	8600
801032-10	10-32	0.39	10	9/32	M5	8600
801032-13	10-32	0.51	13	9/32	M5	8600
801420-10	1/4-20	0.39	10	23/64	M6	9000
801420-13	1/4-20	0.51	13	23/64	M6	9000
801420-20	1/4-20	0.79	20	23/64	M6	9000
851618-13	5/16-18	0.51	13	7/16	M8	9100
851618-20	5/16-18	0.79	20	7/16	M8	9100
851618-25	5/16-18	0.98	25	7/16	M8	9100

HEX DRIVE INSERTS — FOR SOFT WOOD — FLUSH — METRIC

E-Z LOK Part No.	Internal Thread	Length (in.)	Length (mm)	Drill Size	Hex Dimension	Drive Tool Catalog Number
800407-10	M4-0.7	0.39	10	15/64	M4	8500
800610-13	M6-1.0	0.51	13	23/64	M6	9000
800610-20	M6-1.0	0.79	20	23/64	M6	9000
808125-13	M8-1.25	0.51	13	7/16	M8	9100
808125-20	M8-1.25	0.79	20	7/16	M8	9100

Hex Drives are installed with a hex key or optional drive tool.





INSTALLATION KITS — HEX DRIVE INSERTS FOR SOFT WOOD

KIT INCLUDES INSERTS, DRILL, AND DRIVE TOOL — AVAILABLE IN FLANGED AND FLUSH DESIGNS



INSTALLATION KITS — FOR SOFT WOOD — FLANGED — INCH

E-Z LOK Part No.	Internal Thread	Length (in.)	No. of Inserts	Drill Size	Drive Tool Catalog Number
EZ-900832-10	8-32	0.39	10	15/64	8500
EZ-901024-10	10-24	0.39	10	9/32	8600
EZ-901024-13	10-24	0.51	10	9/32	8600
EZ-901024-20	10-24	0.79	8	9/32	8600
EZ-901032-10	10-32	0.39	10	9/32	8600
EZ-901032-13	10-32	0.51	10	9/32	8600
EZ-901032-20	10-32	0.79	8	9/32	8600
EZ-901420-10	1/4-20	0.39	10	23/64	9000
EZ-901420-13	1/4-20	0.51	10	23/64	9000
EZ-901420-20	1/4-20	0.79	8	23/64	9000
EZ-901420-25	1/4-20	0.98	8	23/64	9000
EZ-951618-13	5/16-18	0.51	5	7/16	9100
EZ-951618-20	5/16-18	0.79	5	7/16	9100
EZ-951618-25	5/16-18	0.98	6	7/16	9100
EZ-903816-13	3/8-16	0.51	5	15/32	9200
EZ-903816-20	3/8-16	0.79	5	15/32	9200
EZ-903816-25	3/8-16	0.98	6	15/32	9200

INSTALLATION KITS — FOR SOFT WOOD — FLANGED — METRIC

E-Z LOK Part No.	Internal Thread	Length (in.)	No. of Inserts	Drill Size	Drive Tool Catalog Number
EZ-900407-10	M4-0.7	0.39	10	15/64	8500
EZ-900610-13	M6-1.0	0.51	10	23/64	9000
EZ-900610-20	M6-1.0	0.79	8	23/64	9000
EZ-908125-13	M8-1.25	0.51	5	7/16	9100
EZ-908125-20	M8-1.25	0.79	6	7/16	9100
EZ-901050-13	M10-1.5	0.51	5	15/32	9200
EZ-901050-25	M10-1.5	0.98	6	15/32	9200

INSTALLATION KITS FOR SOFT WOOD — FLUSH — INCH

E-Z LOK Part No.	Internal Thread	Length (in.)	No. of Inserts	Drill Size	Drive Tool Catalog Number
EZ-800832-10	8-32	0.39	10	15/64	8500
EZ-801024-10	10-24	0.39	10	9/32	8600
EZ-801024-13	10-24	0.51	10	9/32	8600
EZ-801032-10	10-32	0.39	10	9/32	8600
EZ-801032-13	10-32	0.51	10	9/32	8600
EZ-801420-10	1/4-20	0.39	10	23/64	9000
EZ-801420-13	1/4-20	0.51	10	23/64	9000
EZ-801420-20	1/4-20	0.79	8	23/64	9000
EZ-851618-13	5/16-18	0.51	6	7/16	9100
EZ-851618-20	5/16-18	0.79	6	7/16	9100
EZ-851618-25	5/16-18	0.98	6	7/16	9100

INSTALLATION KITS FOR SOFT WOOD — FLUSH — METRIC

E-Z LOK Part No.	Internal Thread	Length (in.)	No. of Inserts	Drill Size	Drive Tool Catalog Number
EZ-800407-10	M4-0.7	0.39	10	15/64	8500
EZ-800610-13	M6-1.0	0.51	10	23/64	9000
EZ-800610-20	M6-1.0	0.79	8	23/64	9000
EZ-808125-13	M8-1.25	0.51	5	7/16	9100
EZ-808125-20	M8-1.25	0.79	6	7/16	9100



ASSORTMENT KITS — HEX DRIVE INSERTS FOR SOFT WOOD

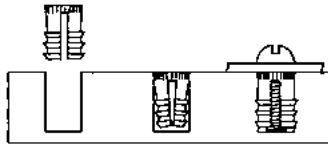


HEX DRIVE INSERTS FOR SOFT WOOD — FLUSH

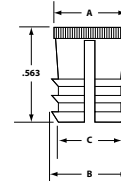
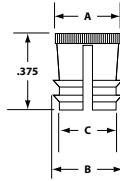
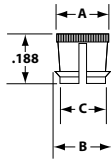
Kit No.	E-Z LOK Part No.	Internal Thread	Qty. of Inserts
EZ-A800	800832-10	8-32	10
	801024-13	10-24	10
	801032-13	10-32	10
	801420-13	1/4-20	10
	851618-20	5/16-18	10

HEX DRIVE INSERTS FOR SOFT WOOD — FLANGED

Kit No.	E-Z LOK Part No.	Internal Thread	Qty. of Inserts
EZ-A900	900832-10	8-32	10
	901024-10	10-24	10
	901420-13	1/4-20	10
	951618-13	5/16-18	10
	903816-25	3/8-16	8



Fininserts provide strong metal threads in wood, composition board and thermoplastics such as nylon, polystyrene, cellulose acetate and cycloac. By distributing stress over a greater surface area, firm permanent fastening is ensured. The fins give higher holding strength in softer materials. Available with one, two or three fins for varying material thickness, Fininserts prevent splintering, splitting and thread pullout.



170 SERIES

170-006, 170-008, 170-332

270 SERIES

270-006, 270-008, 270-332, 270-3, 270-4

370 SERIES

370-332, 370-4, 370-5

Thread Size	Dash Number	A	B	C	Starting Hole Size	A	B	C	Starting Hole Size	A	B	C	Starting Hole Size
6-32	—006	.210	.237	.189	.205 (#5)	.210	.237	.189	.205 (#5)	—	—	—	—
8-32	—008	.236	.263	.215	.234 (15/64)	.236	.263	.215	.234 (15/64)	—	—	—	—
10-32	—332	.263	.290	.242	.261 (G)	.263	.290	.242	.261 (G)	.347	.368	.318	.344 (11/32)
10-24	—3	—	—	—	—	.263	.290	.242	.261 (G)	—	—	—	—
1/4-20	—4	—	—	—	—	.330	.357	.309	.328 (21/64)	.409	.431	.381	.406 (13/32)
5/16-18	—5	—	—	—	—	—	—	—	—	.471	.493	.443	.469 (15/32)



240 E. Rosecrans Ave. • Gardena, CA 90248
 (800) 234-5613 • www.ezlok.com • sales@ezlok.com