


## Threaded Inserts for Wood

**Knife Thread - Brass - Inch**




Part Number	Internal Thread	Drill	Drive Tool
400-004	4-40	17/64	500-004
400-006	6-32	17/64	500-006
400-008	8-32	17/64	500-1
400-3	10-24	25/64	500-2
400-332	10-32	25/64	500-2
400-4	1/4-20	25/64	500-3
400-428	1/4-28	25/64	500-3
400-5	5/16-18	33/64	500-4
400-524	5/16-24	33/64	500-4
400-6	3/8-16	33/64	500-5
400-624	3/8-24	33/64	500-5

**Knife Thread - Brass - Metric**

400-M3	M3-0.5	17/64	500-004
400-M4	M4-0.7	17/64	500-1
400-M5	M5-0.8	25/64	500-2
400-M6	M6-1.0	25/64	500-3
400-M8	M8-1.25	33/64	500-4

**Knife Thread - Stainless Steel - Inch**




400-004-CR	4-40	17/64	500-004
400-006-CR	6-32	17/64	500-006
400-008-CR	8-32	17/64	500-1
400-3-CR	10-24	25/64	500-2
400-332-CR	10-32	25/64	500-2
400-4-CR	1/4-20	25/64	500-3
400-428-CR	1/4-28	25/64	500-3
400-5-CR	5/16-18	33/64	500-4
400-524-CR	5/16-24	33/64	500-4
400-6-CR	3/8-16	33/64	500-5
400-624-CR	3/8-24	33/64	500-5

**Knife Thread - Stainless Steel - Metric**

400-M3-CR	M3-0.5	17/64	500-004
400-M4-CR	M4-0.7	17/64	500-1
400-M5-CR	M5-0.8	25/64	500-2
400-M6-CR	M6-1.0	25/64	500-3
400-M8-CR	M8-1.25	33/64	500-4

**Hex Drive - Flush - Inch**




800832-10	8-32	15/64	8500
801024-13	10-24	9/32	8600
801032-13	10-32	9/32	8600
801420-13	1/4-20	23/64	9000
801420-20	1/4-20	23/64	9000
851618-20	5/16-18	7/16	9100
851618-25	5/16-18	7/16	9100

**Hex Drive - Flush - Metric**

800610-13	M6-1.0	23/64	9000
800610-20	M6-1.0	23/64	9000
808125-13	M8-1.25	7/16	9100
808125-20	M8-1.25	7/16	9100

**Hex Drive - Flanged - Inch**



900832-10	8-32	15/64	8500
901024-10	10-24	9/32	8600
901024-20	10-24	9/32	8600
901032-10	10-32	9/32	8600
901032-13	10-32	9/32	8600
901032-20	10-32	9/32	8600
901420-13	1/4-20	23/64	9000
901420-20	1/4-20	23/64	9000
901420-25	1/4-20	23/64	9000
951618-13	5/16-18	7/16	9100
951618-25	5/16-18	7/16	9100
903816-13	3/8-16	15/32	9200
903816-25	3/8-16	15/32	9200

**Hex Drive - Flanged - Metric**

900610-13	M6-1.0	23/64	9000
900610-20	M6-1.0	23/64	9000
908125-13	M8-1.25	7/16	9100
908125-20	M8-1.25	7/16	9100
901050-13	M10-1.5	15/32	9200
901050-25	M10-1.5	15/32	9200